

April 2024 Water Report

Robin Hood Water System Usage									
April 2024									
Water from Spring					Water into Tanks				
Date	Day no.	Rate at Spring (gal/min)	Meter at Spring (gallons)	YTD	Rate at Tanks (gal/min)	Meter at Tank (gallons)	YTD	Read by	
4/1/24	92								
4/2/24	93								
4/3/24	94								
4/4/24	95	16	33732806	2194626	15.7	48306036	2021512	SS	
4/5/24	96								
4/6/24	97								
4/7/24	98								
4/8/24	99								
4/9/24	100								
4/10/24	101								
4/11/24	102								
4/12/24	103								
4/13/24	104	15.7	33929916	2391736	15.6	48499325	2214801	SS	
4/14/24	105								
4/15/24	106								
4/16/24	107								
4/17/24	108								
4/18/24	109								
4/19/24	110								
4/20/24	111								
4/21/24	112	15.5	34109055	2570875	15.2	48674475	2389951	SS	
4/22/24	113								
4/23/24	114								
4/24/24	115								
4/25/24	116								
4/26/24	117								
4/27/24	118								
4/28/24	119								
4/29/24	120								
4/30/24	121	15.4	34311735	2773555	15.1	48873114	2588590	SS	
		April	Total gallons	671980	April	Total gallons	657926		
			Ave flow rate	15.5		Ave flow rate	15.2		
			(gal/min)			(gal/min)			

Robin Hood Water System Usage

April 2024

Water from Well

Date	Day no.	Meter at Well (gallons)	YTD	Read By
4/1/24	92	61071960	34460	SB/PC
4/2/24	93	61071960	34460	SB/PC
4/3/24	94	61071960	34460	PC
4/4/24	95	61071960	34460	SB/PC
4/5/24	96	61071960	34460	SB/PC
4/6/24	97	61071960	34460	SB/PC
4/7/24	98	61071960	34460	SB/PC
4/8/24	99	61071960	34460	SB/PC
4/9/24	100	61071960	34460	SB/PC
4/10/24	101	61071960	34460	PC
4/11/24	102	61071960	34460	SB/PC
4/12/24	103	61071960	34460	SB/PC
4/13/24	104	61071960	34460	SB/PC
4/14/24	105	61071960	34460	SB/PC
4/15/24	106	61071960	34460	SB/PC
4/16/24	107	61071960	34460	SB/PC
4/17/24	108	61071960	34460	PC
4/18/24	109	61071960	34460	PC
4/19/24	110	61071960	34460	PC
4/20/24	111	61071960	34460	PC
4/21/24	112	61071960	34460	PC
4/22/24	113	61071960	34460	PC
4/23/24	114	61071960	34460	PC
4/24/24	115	61071960	34460	SB, PC
4/25/24	116	61071960	34460	SB, PC
4/26/24	117	61071960	34460	SB, PC
4/27/24	118	61071960	34460	PC
4/28/24	119	61071960	34460	SB, PC
4/29/24	120	61071960	34460	SB, PC
4/30/24	121	61071960	34460	SB, PC

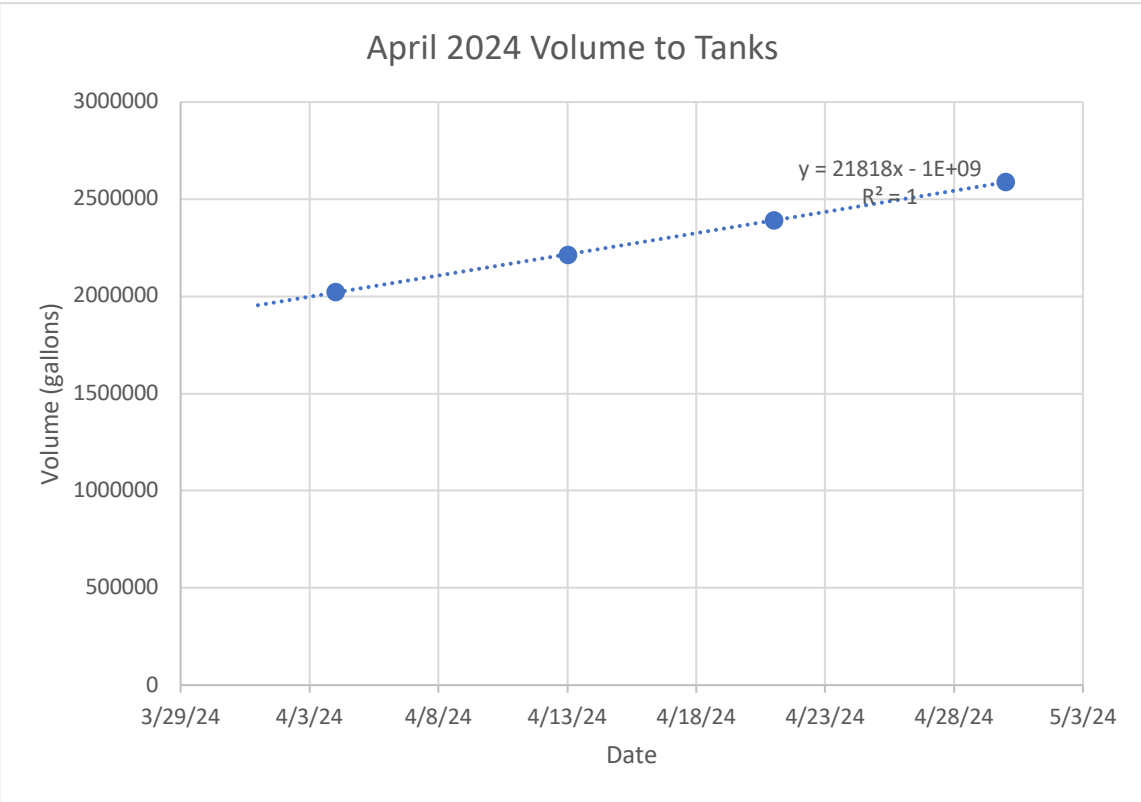
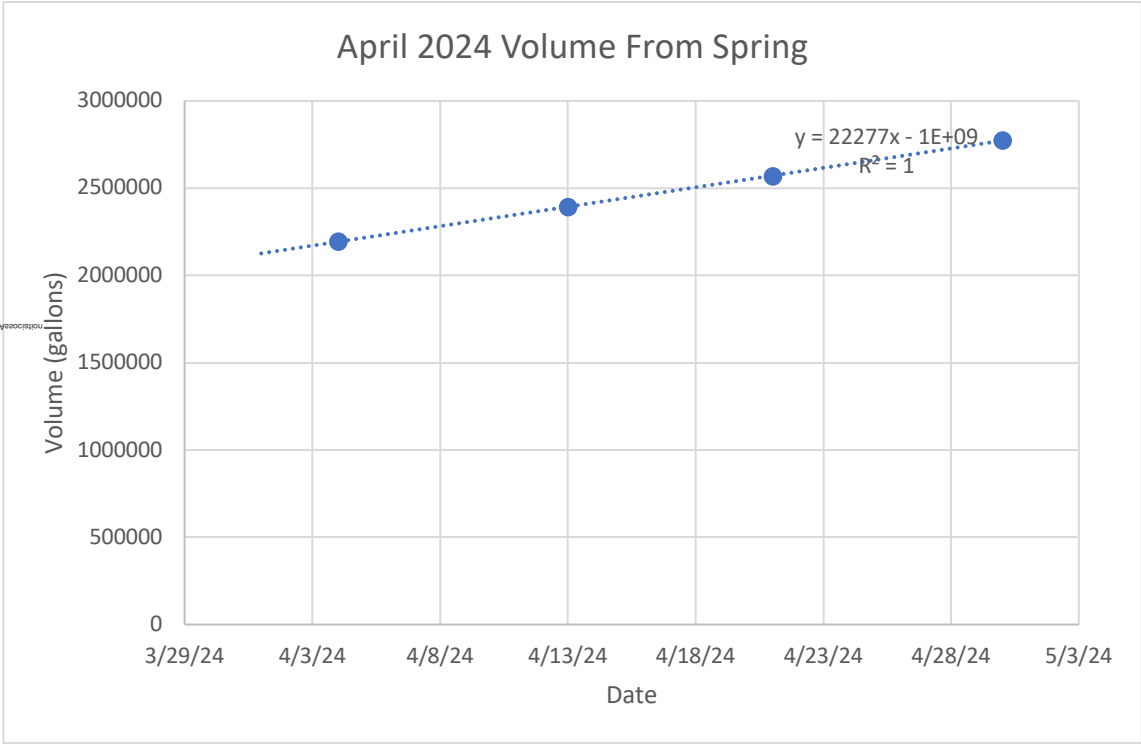
Overflow Meter (End of Month)			
Date	Meter Reading	YTD	Read By
1/31/24	2033625	0	SS
2/29/24	2400254	366629	SS
3/31/24	2763962	730337	SS
4/30/24	3083274	1049649	SS

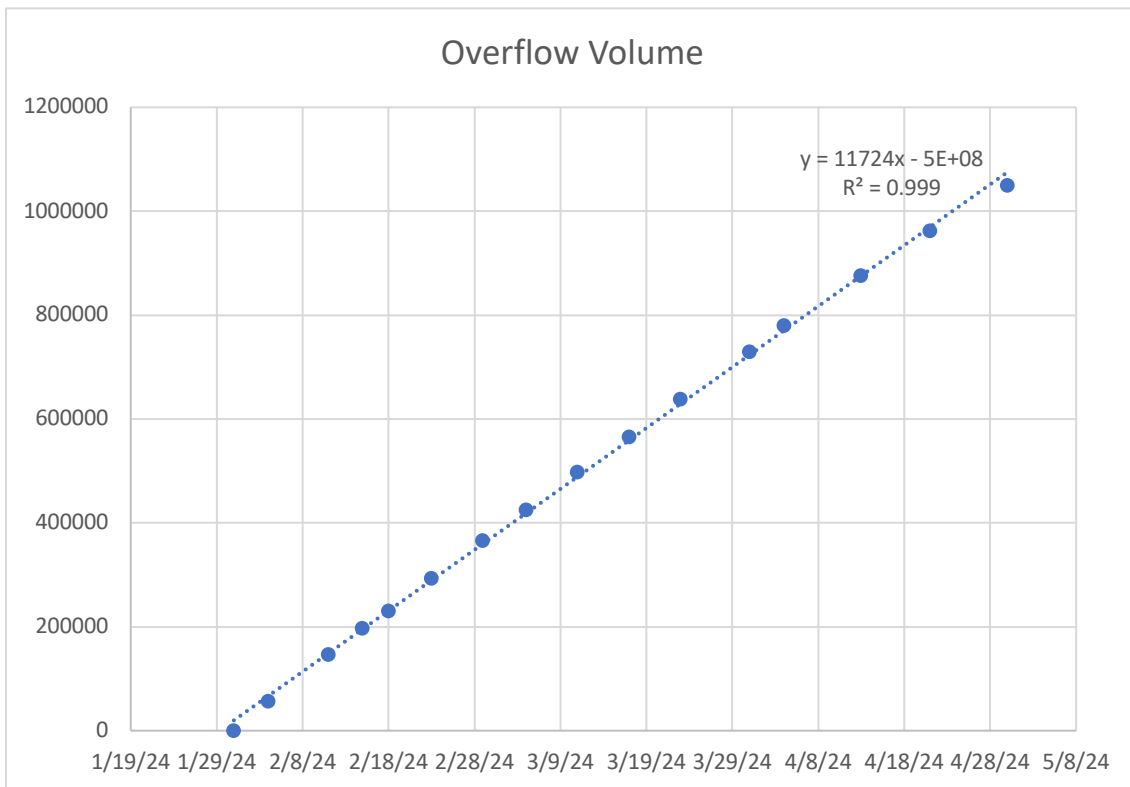
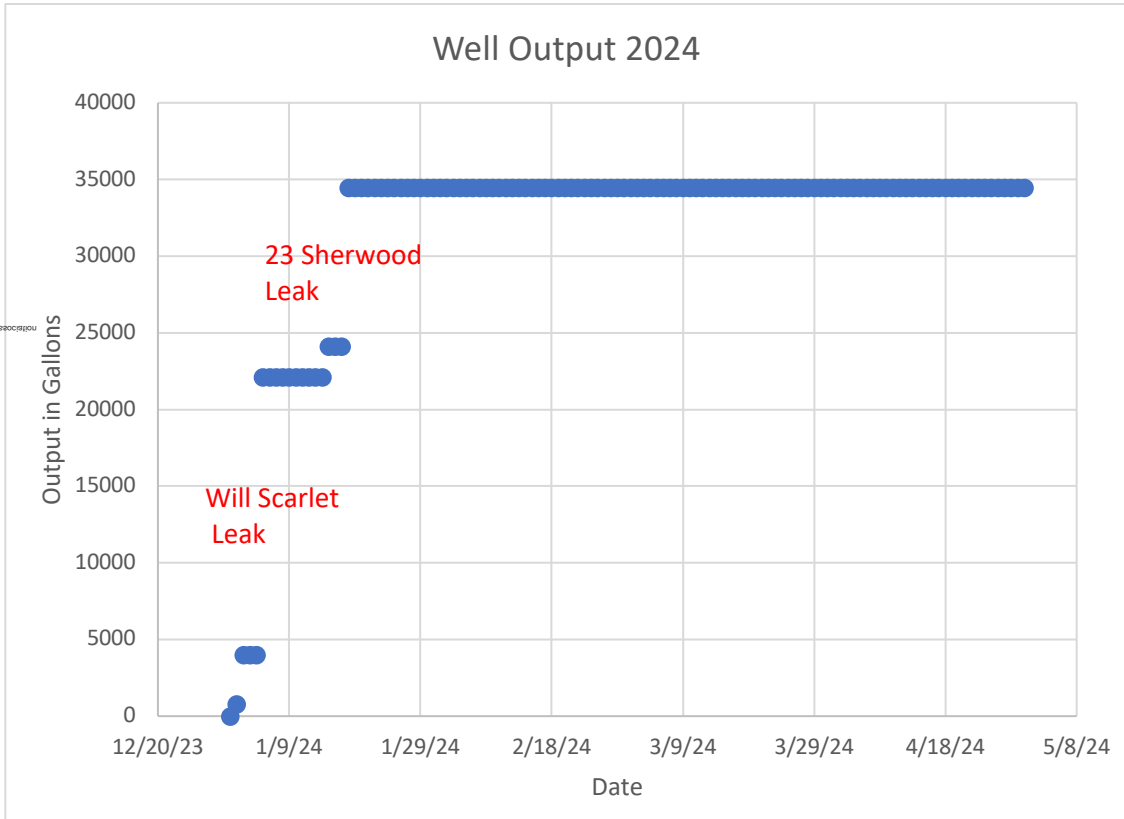
Ave. overflow rate
(gal/min) 7.4

Total gallons from tanks and well	657926
Total gallons overflow	319312

Total gallons distributed to system	338614
--------------------------------------------	---------------

April Total gallons 0





© 2024 HOOD WATER SERVICE ASSOCIATION

