

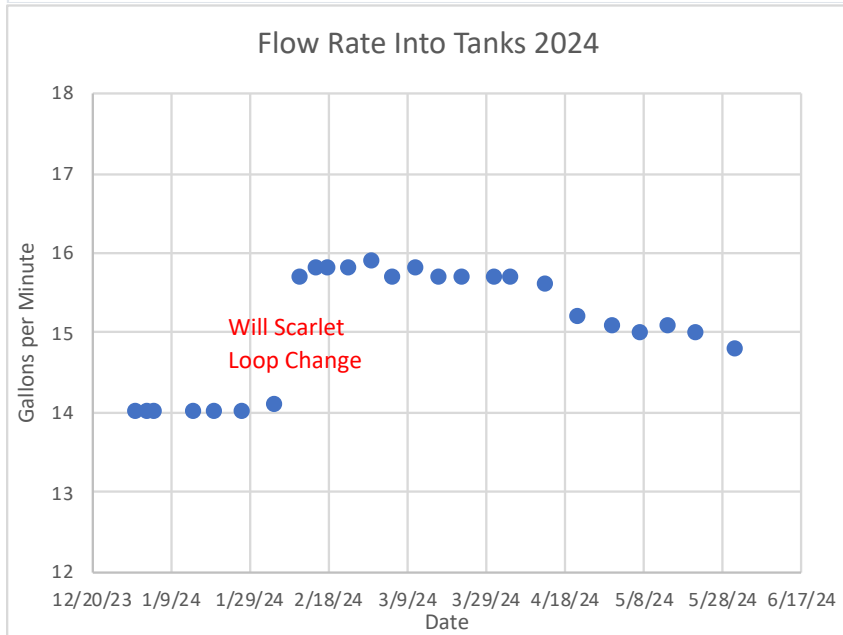
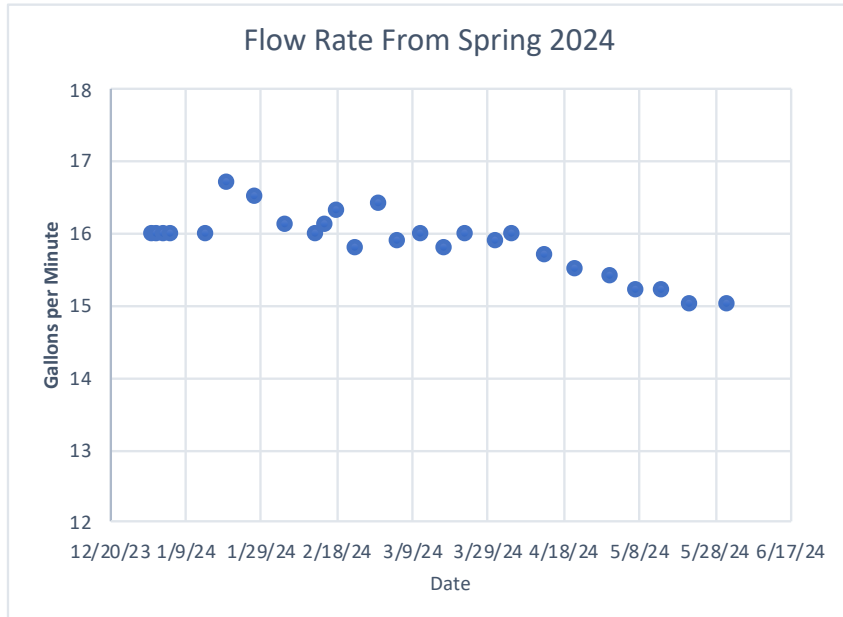
## May 2024 Water Report

Robin Hood Water System Usage								
May 2024								
Water from Spring				Water into Tanks				
Date	Day no.	Rate at Spring (gal/min)	Meter at Spring (gallons)	YTD	Rate at Tank (gal/min)	Meter at Tank (gallons)	YTD	Read by
5/1/24	122							
5/2/24	123							
5/3/24	124							
5/4/24	125							
5/5/24	126							
5/6/24	127							
5/7/24	128	15.2	34465986	2927806	15	49024287	2739763	SS
5/8/24	129							
5/9/24	130							
5/10/24	131							
5/11/24	132							
5/12/24	133							
5/13/24	134							
5/14/24	135	15.2	34620554	3082374	15.1	49176174	2891650	SS
5/15/24	136							
5/16/24	137							
5/17/24	138							
5/18/24	139							
5/19/24	140							
5/20/24	141							
5/21/24	142	15	34772465	3234285	15	49324896	3040372	SS
5/22/24	143							
5/23/24	144							
5/24/24	145							
5/25/24	146							
5/26/24	147							
5/27/24	148							
5/28/24	149							
5/29/24	150							
5/30/24	151							
5/31/24	152	15	34987625	3449445	14.8	49535345	3250821	SS
		May	Total gallons	675890	May	Total gallons	662231	
			Ave flow rate (gal/min)	15.140905		Ave flow rate (gal/min)	14.8349238	

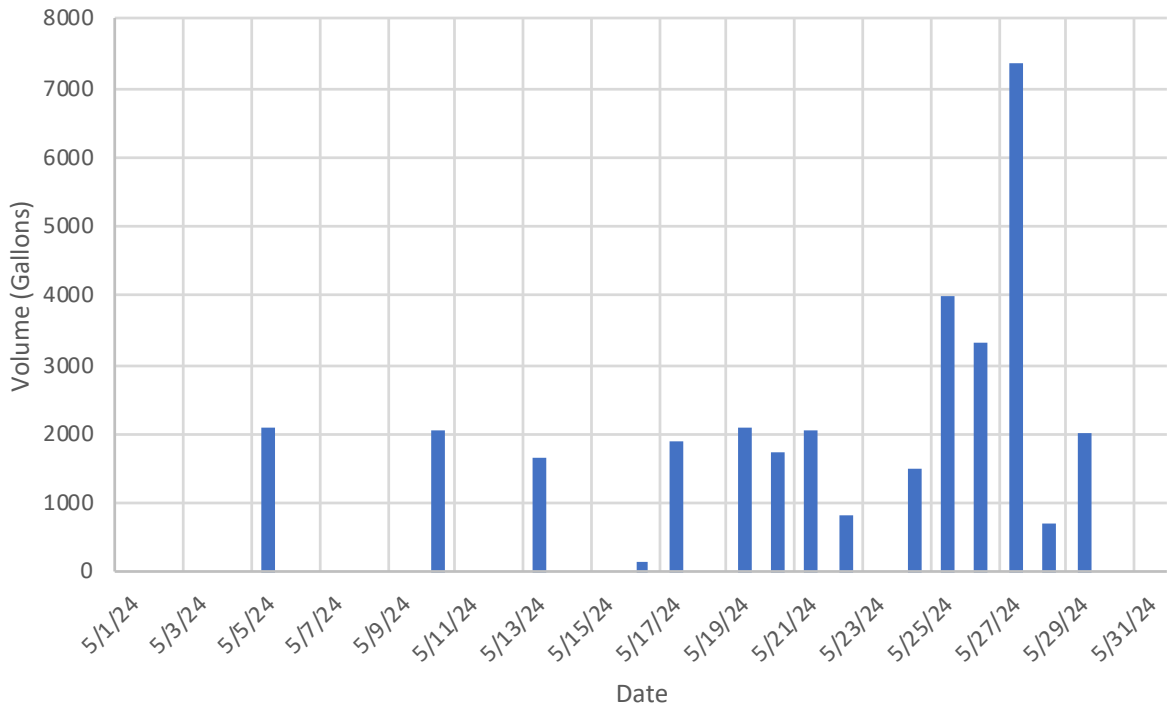
Robin Hood Water System Usage					
May 2024					
Water from Well					
Date	Day no.	Meter at Well (gallons)	YTD	Read By	Daily Use
5/1/24	122	61071960	34460	SB, PC	0
5/2/24	123	61071960	34460	SB, PC	0
5/3/24	124	61071960	34460	SB, PC	0
5/4/24	125	61071960	34460	SB, PC	0
5/5/24	126	61074039	36539	SS	2079
5/6/24	127	61074039	36539	SB, PC	0
5/7/24	128	61074039	36539	SB, PC	0
5/8/24	129	61074039	36539	SB, PC	0
5/9/24	130	61074039	36539	SB, PC	0
5/10/24	131	61076100	38600	SB, PC	2061
5/11/24	132	61076100	38600	SB, PC	0
5/12/24	133	61076100	38600	SB, PC	0
5/13/24	134	61077735	40235	SS	1635
5/14/24	135	61077735	40235	SB, PC	0
5/15/24	136	61077735	40235	SB, PC	0
5/16/24	137	61077900	40400	SB, PC	165
5/17/24	138	61079800	42300	SB, PC	1900
5/18/24	139	61079800	42300	SB, PC	0
5/19/24	140	61081900	44400	SB, PC	2100
5/20/24	141	61083638	46138	SS	1738
5/21/24	142	61085680	48180	SB, PC	2042
5/22/24	143	61086500	49000	SB, PC	820
5/23/24	144	61086500	49000	SB, PC	0
5/24/24	145	61088000	50500	SB, PC	1500
5/25/24	146	61092000	54500	SB, PC	4000
5/26/24	147	61095331	57831	SB, PC	3331
5/27/24	148	61102677	65177	SS	7346
5/28/24	149	61103400	65900	SB, PC	723
5/29/24	150	61105400	67900	SB, PC	2000
5/30/24	151	61105400	67900	SB, PC	0
5/31/24	152	61105400	67900	SS	0
May		Total gallons	33440		

Ave. overflow rate (gal/min)	5.01339606
---------------------------------	------------

<b>Total gallons from tanks and well</b>	<b>695671</b>
<b>Total gallons overflow</b>	<b>223798</b>
<b>Total gallons distributed to system</b>	<b>471873</b>



### May 2024 Well Usage



### 2024 Water Volume Produced and Used

