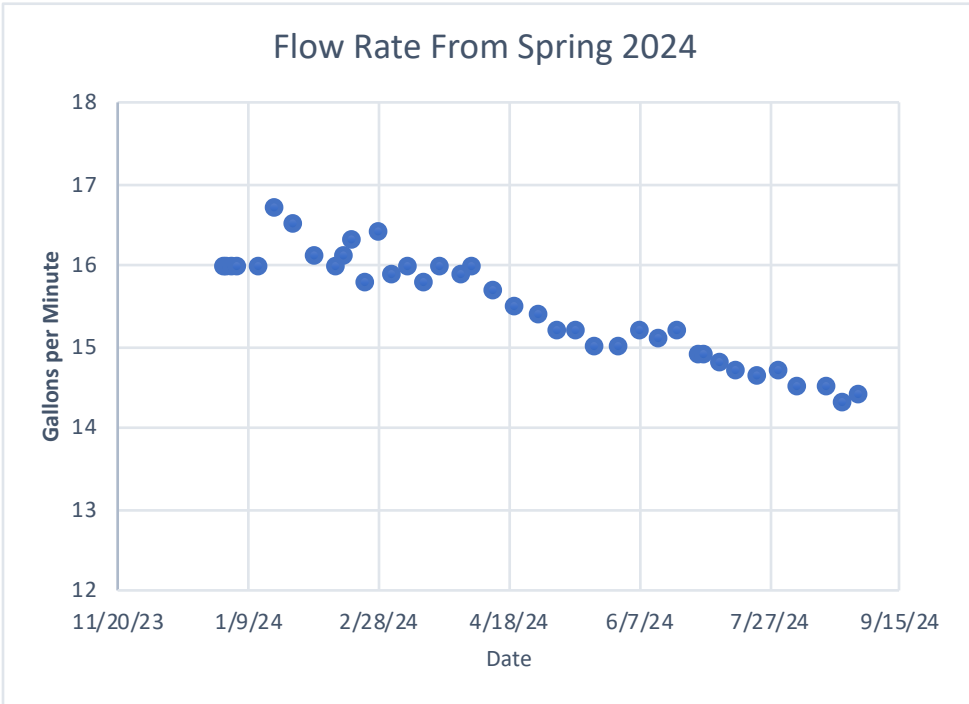


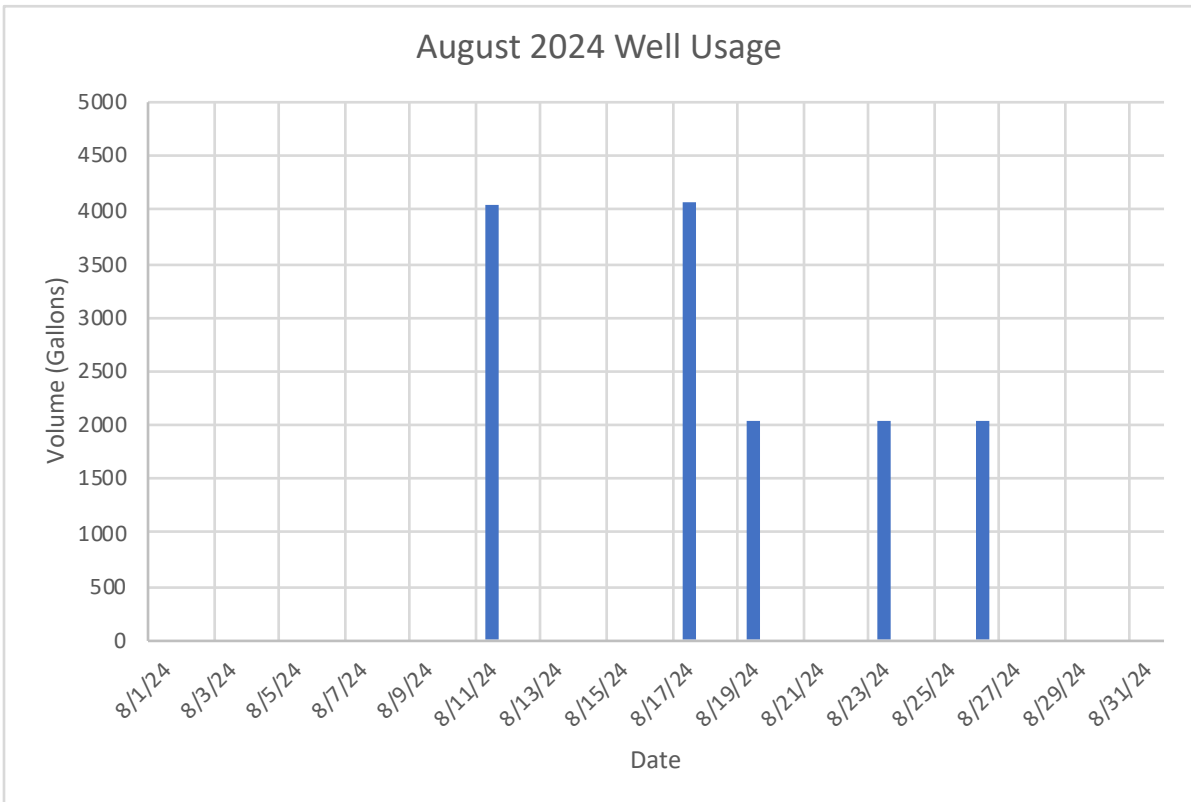
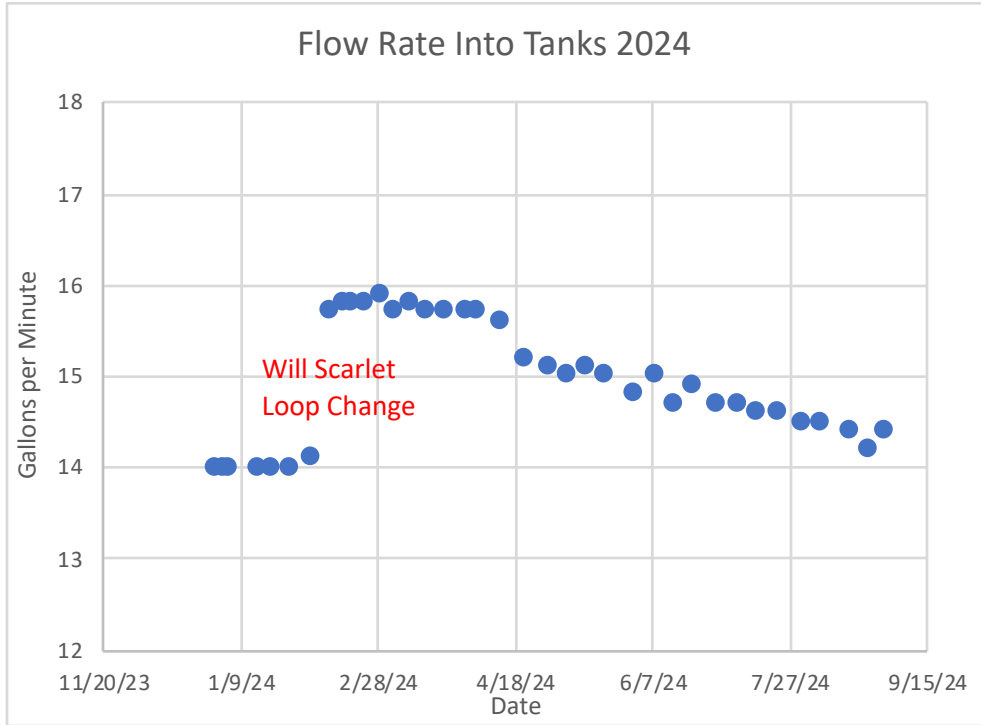
## August 2024 Water Report

Robin Hood Water System Usage									
August 2024									
Water from Spring					Water into Tanks				
Date	Day no.	Rate at Spring (gal/min)	meter at Spring (gallons)	YTD	Rate at Tanks (gal/min)	meter at Tank (gallons)	YTD	Read by	
8/1/24	214								
8/2/24	215								
8/3/24	216								
8/4/24	217								
8/5/24	218								
8/6/24	219								
8/7/24	220	14.5	36436605	4898425	14.5	50959675	4675151		SS
8/8/24	221								
8/9/24	222								
8/10/24	223								
8/11/24	224								
8/12/24	225								
8/13/24	226								
8/14/24	227								
8/15/24	228								
8/16/24	229								
8/17/24	230								
8/18/24	231	14.5	36667534	5129354	14.4	51187445	4902921		SS, GV
8/19/24	232								
8/20/24	233								
8/21/24	234								
8/22/24	235								
8/23/24	236								
8/24/24	237								
8/25/24	238	14.3	36810064	5271884	14.2	51328164	5043640		SS, GV
8/26/24	239								
8/27/24	240								
8/28/24	241								
8/29/24	242								
8/30/24	243								
8/31/24	244	14.4	36934045	5395865	14.4	51454716	5170192		SS
		August Total gallons			645381	August Total gallons			638752
		Ave flow rate			14.4574597	Ave flow rate			14.3089606
		(gal/min)				(gal/min)			

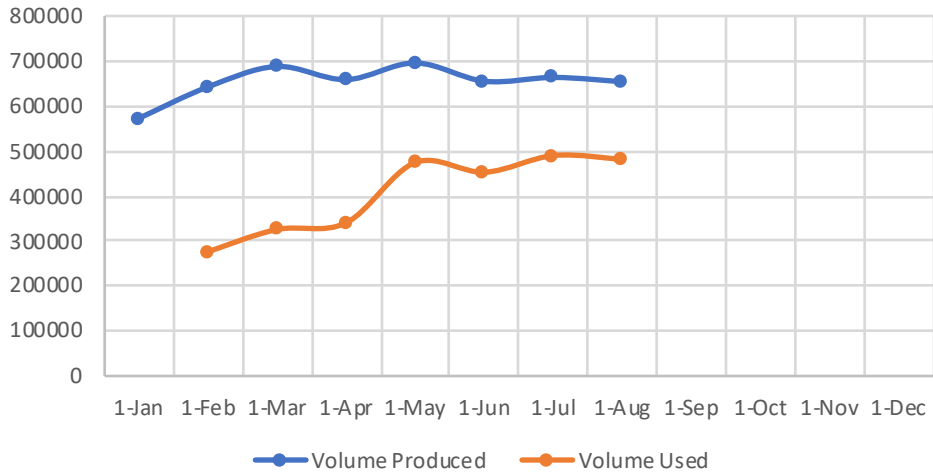
Robin Hood Water System Usage					
August 2024					
Water from Well					
Date	Day no.	Meter at Well (gallons)	YTD	Read By	Daily Use
8/1/24	214	61142062	104562	SB, PC	0
8/2/24	215	61142062	104562	SB, PC	0
8/3/24	216	61142062	104562	SB, PC	0
8/4/24	217	61142062	104562	SB, PC	0
8/5/24	218	61142062	104562	SB, PC	0
8/6/24	219	61142062	104562	SB, PC	0
8/7/24	220	61142062	104562	SB, PC	0
8/8/24	221	61142062	104562	SB, PC	0
8/9/24	222	61142062	104562	SB, PC	0
8/10/24	223	61142062	104562	SB, PC	0
8/11/24	224	61146100	108600	SB, PC	4038
8/12/24	225	61146100	108600	SB, PC	0
8/13/24	226	61146100	108600	SB, PC	0
8/14/24	227	61146100	108600	SB, PC	0
8/15/24	228	61146100	108600	SB, PC	0
8/16/24	229	61146100	108600	SB, PC	0
8/17/24	230	61150167	112667	SB, PC	4067
8/18/24	231	61150167	112667	SB, PC	0
8/19/24	232	61152200	114700	SB, PC	2033
8/20/24	233	61152200	114700	SB, PC	0
8/21/24	234	61152200	114700	SB, PC	0
8/22/24	235	61152200	114700	SB, PC	0
8/23/24	236	61154248	116748	SB, PC	2048
8/24/24	237	61154248	116748	SB, PC	0
8/25/24	238	61154248	116748	SB, PC	0
8/26/24	239	61156276	118776	SB, PC	2028
8/27/24	240	61156276	118776	SB, PC	0
8/28/24	241	61156276	118776	SB, PC	0
8/29/24	242	61156276	118776	SB, PC	0
8/30/24	243	61156276	118776	SB, PC	0
8/31/24	244	61156276	118776	SB, PC	0
	August	Total gallons	14214		

Ave. August overflow rate (gal/min)	3.91545699	
<b>Total gallons from tanks and well</b>		<b>652966</b>
<b>Total Overflow</b>		<b>174786</b>
<b>Total gallons distributed to system</b>		<b>478180</b>





### 2024 Monthly Water Volume Produced and Used



### Percent of Monthly Volume Used by Members

